




June 24, 2019

**REGIONAL MEMORANDUM**

No. 192.2019

To: Schools Division Superintendents  
Schools Governance Operation Division  
Division SMME Section  
All other concerned




**SCHEDULE OF SUBMISSION OF PHYSICAL ACCOMPLISHMENTS ON BUDGET ACCOUNTABILITY REPORT (BAR No. 1) FOR THE FISCAL YEAR 2019.**

1. The schedule of submission of physical accomplishments on Budget Accountability Report for the Fiscal Year 2019 will be every 5<sup>th</sup> day of the quarter to the Regional Office. The following dates will be followed:

Quarter	Month Covered	Date Due	Remarks
First Quarter	January 1 to March 31, 2019	April 5, 2019	Done
Second Quarter	April 30, 2019 to June 30, 2019	July 5, 2019	For submission
Third Quarter	July 1 to September 30, 2019	October 5, 2019	For submission
Fourth Quarter	October 1 to December 31, 2019	January 5, 2020	For Submission

2. The report will be submitted in hard copy on or before the due date through the records section. Soft copy can be sent before due date to [quad.depedcar@gmail.com](mailto:quad.depedcar@gmail.com).
3. Date of submission will be recorded as received at the records section at the Regional Office and soft copy will be recorded based on the date received in the e-mail specified as basis for submission to DBM.
4. All divisions are encouraged to review their target and align with the regional target.
5. Fill in only the accomplishment specified for the division office.
6. For reference, attached are the template for BAR1 and the target for the Region based on Unified Reporting System (URS).

For information and guidance.

  
**MAY B. ECLAR, Ph.D., CESO V**  
Regional Director

**QAD/ALP/abc**

**Telephone Numbers**

Office of the Director IV	-422-1318	Budget and Finance Division	-422-5155	Cash Section	309-3017	Record Section	309-3015
Fax Machine	-422-4074	Curriculum & Learning Mgmt	-422-7096	Physical Facilities Unit/ICT	309-3011	Payroll Services Unit	424-3993
Office of the Director III	-309-3013	Quality Assurance Division	-422-5187	Regional Planning Unit	309-1234	Special Services Div	424-5167
Administrative Division	-422-1804	Secondary Education System	-309-3014	Supply Unit	422-2198	Commission on Audit	422-7434

Guide in filling up the template.  
Attached is the template for BED and BAR report.

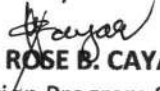
1. Fill in only the following indicators based on recent EBEIS.

<b>INCLUSIVE EDUCATION PROGRAM</b>
Outcome Indicators
1. Percentage of learners enrolled in:
a. Multigrade (public)
b. SPED (both public and private)
c. ALIVE (public)
d. IPED (public)
e. ALS( Public)
1. Number of schools offering the following program
a. ALIVE (Public)
b. IPED
c. SPED Public and Private
d. Multigrade Education Program
<b>EDUCATION HUMAN RESOURCE DEVELOPMENT PROGRAM</b>
Outcome Indicators
<b>1. Increase in percentage of schools conducting learning action cell sessions ( Number of newly school opened during the year/ total school in the SDO)=x100=% source HRD</b>
Output Indicators-
1. Number of teachers and teaching-related staff trained (SDO AND SCHOOL BASED)
a. Teachers( ALS teacher,T1-3, MT1-3) (NUMBER OF TEACHERS ATTENDED PER TRAINING FOR THE QUARTER ONLY example if one teacher attended 10 x in different trainings then she/he is counted as 10 based on her attendance) source from HRD
b. Teaching-related staff(Guidance Counselor, Supervisor, PSDS, Principal, School Head, Teachers, source HRD.)NUMBER OF TEACHER ATTENDED PER TRAINING FOR THE QUARTER ONLY example the person attended in 10 different kinds of training then the counting is 10 .

2. Fill in the data per quarter by aligning your BED to the Regional BED or target. If ZERO is indicated then indicate 0
3. Fill in the total to be able to generate the variance.

4. Fill in the remarks per quarter
5. Use A4 size coupon bond with margins of 1 inches for the top page and 0.5 in for right, left and bottom
6. Report is due on or before April 5 at the regional office soft and hard copy duly signed by you and the SDS.
7. Scan the signed copy and send and the excel copy to [quad.depedcar@gmail.com](mailto:quad.depedcar@gmail.com)

Prepared by:

  
**ANNIE ROSE B. CAYASEN**  
Education Program Supervisor  
Quality Assurance division

Noted:

**AIDA L. PAYANG Ed.D.**  
Chief Education supervisor  
Quality Assurance Division



sdo header

**BUDGET ACCOUNTABILITY REPORT (BAR No.1)**  
**Department: EDUCATION**

Department: EDUCATION  
Agency: Cordillera Administrative Region- Wangel La Trinidad

Operating Unit: Division of \_\_\_\_\_ including \_\_\_\_\_ bus

**Organization Code (UACS):**

Date SUBMITTED:

## DIVISION PHYSICAL ACCOMPLISHMENT CONSOLIDATION REPORT

Covering \_\_\_\_\_ to \_\_\_\_\_

[illegible]

Performance Indicators (PIs)	UACS CODE	Physical Targets (2019) (URS as of March 28, 2019)					Physical Accomplishments (2019)					Variance	Remarks: ALL ENTRIES WILL INCLUDE IUs PLUS all schools in the SDOs	
		2nd Quarter	3rd Quarter	4th Quarter	Total	1st Quarter	2nd Quarter	3rd Quarter	4th Quarter	Total				
1	2	3												14
c. Grades 4-6						7=3+4+5+6							13=11-7	0
d. Junior High School														0
3. Percentage of schools with computer package														
a. Elementary														
b. Secondary														
Output Indicators														
1. Number of:														
a. new classrooms constructed														
2. Number of equipment distributed:														
a. Science and Math package														
b. ICT package														
c. TechVoc Equipment														
3. Number of newly-created teaching positions														
INCLUSIVE EDUCATION PROGRAM														
Outcome Indicators														
1. Percentage of learners enrolled in:														
a. Multigrade (public)			0					0			0%		0%	
b. SPED (both public and private)			0					0			0%		0%	
c. ALIVE (public)			0					0			0%		0%	
d. IPED (public)			0					0			0%		0%	
e. ALS/ Public			0								0%		0%	
f. Number of schools offering the following program (														
a. ALIVE (Public)			0					0			0		0	
b. IPED			0					0			0		0	
c. SPED Public and Private			0					0			0		0	
d. Multigrade Education Program			0					0			0		0	
2. Number of Community Learning Centers offering ALS/PLANNING-RO			0											
SUPPORT TO SCHOOLS AND LEARNERS														
Outcome Indicators														
1. Retention rate														
a. Elementary			0											
b. Junior High School			0											
2. Completion rate														
a. Elementary			0											
b. Junior High School			0											

END OF SCHOOL  
YEAR-NO DATA  
AVAILABLE



Performance Indicators (PIs)	UACS CODE	Physical Targets (2019) (URS as of March 28, 2019)					Physical Accomplishments (2019)					Variance	Remarks: ALL ENTRIES WILL INCLUDE IUs PLUS all schools in the SDOs
		3	2nd Quarter	3rd Quarter	4th Quarter	Total	1st Quarter	2nd Quarter	3rd Quarter	4th Quarter	Total		
1	2	3				7=3+4+5+6	8	9	10	11	12=8+9+10+11	13=11-7	14
3. Proportion of children and young people achieving towards mastery, closely approximately mastery and mastered. CO N/A													
a. Elementary													
b. Junior High School													
Output Indicators													
1. Number of learners benefiting from the "School Based Feeding Program- ESSD		0											
3. Number of grantees:		0											
a. Education Service Contracting -PEAC-		0											
b. SHS Voucher-RO		0											
c. Joint Delivery Tech-Voc and Livelihood (TVL)-CO													
EDUCATION HUMAN RESOURCE DEVELOPMENT													
Outcome Indicators													
1. Increase in percentage of schools conducting learning action sessions ( Number of newly school opened during the year/ total school in the SDO)= $\frac{x}{100}$ =% source HRD		0%				0%	0%				0%	0%	
Output Indicators-													
1. Number of teachers and teaching-related staff trained (SDO AND SCHOOL BASED)													
a. Teachers/ (ALS teacher, T1-3, MT1-3) (NUMBER OF TEACHERS ATTENDED PER TRAINING FOR THE QUARTER ONLY example if one teacher attended 10 x in different trainings then she/he is counted as 10 based on her attendance) source from HRD		0				0	0				0	0	
b. Teaching-related staff/Guidance Counselor, Supervisor, PSDS, Principal, School Head, Teachers, source HRD.(NUMBER OF TEACHER ATTENDED PER TRAINING FOR THE QUARTER ONLY example the person attended in 10 different kinds of training then the counting is 10 .		0				0	0				0	0	

Prepared by:

Signature over PRINTED NAME  
Position

Approved:

Schools Division Superintendent



Performance Indicators (Pls)	UACS CODE	Physical Targets (2019) (URS as of March 28, 2019)						Physical Accomplishments (2019) BAR- our concern					Variance	Remarks: ALL ENTRIES WILL INCLUDE IUS PLUS all schools in the SDOs
		3	2nd Quarter		4th Quarter	Total	1st Quarter	2nd Quarter	3rd Quarter	4th Quarter	Total			
			4	5								6		
1	2	3	4	5	6	7=3+4+5+6	8	9	10	11	12=8+9+10+11	13=11-7	14	
c. Grades 4-6		0												
d. Junior High School		0												
3. Percentage of schools with computer package														
a. Elementary														
b. Secondary														
Output Indicators														
1. Number of:														
a. new classrooms constructed														
2. Number of equipment distributed:														
a. Science and Math package														
b. ICT package														
c. TechVoc Equipment														
3. Number of newly-created teaching positions		0	64	43	0	107								
INCLUSIVE EDUCATION PROGRAM														
Outcome Indicators														
1. Percentage of learners enrolled in:														
a. Multigrade (public)		0				7.93% Average%					Average%			
b. SPED (both public and private)		0				0.29% Average%					Average%			
c. ALIVE (public)		0				0.10% Average%					Average%			
d. IPED (public)		0				78.00% Average%					Average%			
e. ALST (Public)		0				100% Average%					Average%			
f. Number of schools offering the following program (														
a. ALIVE (Public)		0				12								
b. IPED		0				1,531								
c. SPED Public and Private		0				25								
d. Multigrade Education Program		0				771								
2. Number of Community Learning Centers offering ALS/PLANNING-RO		0				344								
SUPPORT TO SCHOOLS AND LEARNERS														
Outcome Indicators														
1. Retention rate														
a. Elementary		0				98.38%								
b. Junior High School		0				92.37%								
2. Completion rate														
a. Elementary		0				92.68%								
b. Junior High School		0				79.43%								



Performance Indicators (Pis)	UACS CODE	Physical Targets (2019) (URS as of March 28, 2019)					Physical Accomplishments (2019) BAR- our concern					Variance	Remarks: ALL ENTRIES WILL INCLUDE IUS PLUS all schools in the SDOs
		3	2nd Quarter	3rd Quarter	4th Quarter	Total	1st Quarter	2nd Quarter	3rd Quarter	4th Quarter	Total		
1	2	3	4	5	6	7=3+4+5+6	8	9	10	11	12=8+9+10+11	13=11-7	14
3. Proportion of children and young people achieving towards mastery, closely approximately mastery and mastered. CO N/A													
a. Elementary					67.88								
b. Junior High School					8.40								
Output Indicators													
1. Number of learners benefiting from the "School Based Feeding Program- ESSD		0				0							
3. Number of grantees:													
a. Education Service Contracting -PEAC-		0				0							
b. SHS Voucher-RO		0				0							
c. Joint Delivery Tech-Voc and Livelihood (TVL)-CO													
EDUCATION HUMAN RESOURCE DEVELOPMENT													
Outcome Indicators													
1. Increase in percentage of schools conducting learning action cell sessions ( Number of newly school opened during the year/ total school in the SDO)=100=% source HRD		0%			6.50%	6.50%						%	
Output Indicators-		0%											
1. Number of teachers and teaching-related staff trained (SDO AND SCHOOL BASED)													
a. Teachers( ALS teacher,T1-3, MT1-3) (NUMBER OF TEACHERS ATTENDED PER TRAINING FOR THE QUARTER ONLY example if one teacher attended 10 x in different trainings then she/he is counted as 10 based on her attendance) source from HRD		0			5,200.00	5,200							
b. Teaching-related staff/Guidance Counselor, Supervisor, PSDS, Principal, School Head, Teachers, source HRD.(NUMBER OF TEACHER ATTENDED PER TRAINING FOR THE QUARTER ONLY example the person attended in 10 different kinds of training then the counting is 10 .		0											

Prepared by: AIDA L. PAYANG, Ed.D,  
CHIEF Education Supervisor

Approved: MAY B. ECLAR, Ph.D., CESO V  
Regional Director